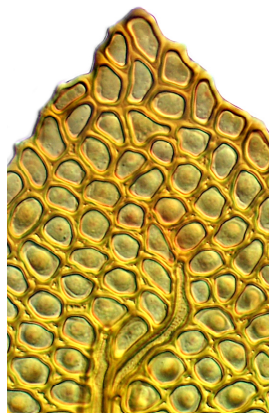

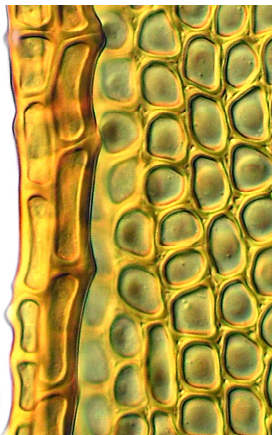


Aulacomnium palustre (Hedw.) Schwägr.




vegetative shoots (dry), leaf outline, and leaf apex

1 mm, 1 mm, 0.5 mm, 10 μ m



revolute margin lower leaf

10 μ m



unipapillose cells midleaf

10 μ m



leaf base

100 μ m