



Mittenia plumula (Mitt.) Lindb.




vegetative shoot, leaf outline, and leaf apex

1 mm, 0.5 mm, 0.1 mm, 50 μ m




margin midleaf

50 μ m



costa terminus

50 μ m



decurrent leaf base

50 μ m