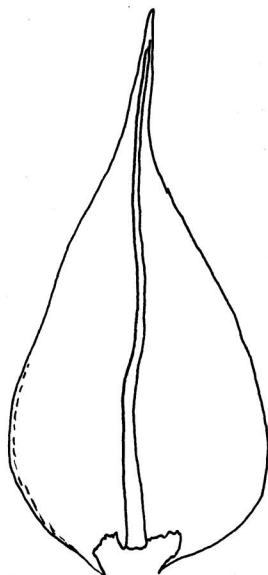
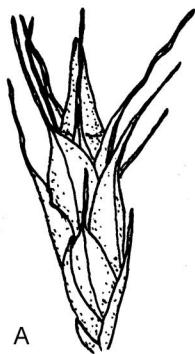


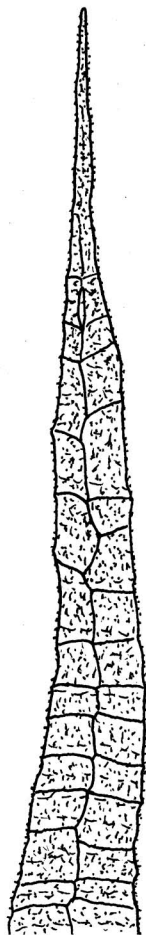
A



B



C



D

*Cryphaea parvula*

A, immature sporophyte and perichaetium; B, two stem leaves; C, apex of stem leaf; D, exostome tooth. [34 km N of Taumarunui township, South Auckland, New Zealand, 1984, J.E.Beever & H.P.Ramsay, AKU]

Drawings: J.Enroth