

11 The pebble path numbers are smaller where the water falls and where circles grow around circles. The 4th circle holds your **sixth letter clue**.

12 Indigenous peoples around used many plants for food and other things. Follow their trail *from where they came*. Take care at intersections. Lomandra on a *wide black path* holds your **last number clue**.



13 Continue along the *black path* till you arrive back on the Main Path again. Follow numbers getting smaller.

*What's the bushranger's name?*

\_\_\_\_\_

Head off to the Visitor Centre to claim your share of the reward



**Australian Government**  
**Australian National Botanic Gardens**

Produced by Education Services  
Australian National Botanic Gardens  
Clunies Ross Street, Acton ACT 2601  
website: [www.anbg.gov.au/education](http://www.anbg.gov.au/education)

The mission of the Australian National Botanic Gardens is to grow, study and promote Australian plants.

# WANTED

FOR QUESTIONING  
about the Mystery on  
Black Mountain  
£1,000 REWARD  
Can you name this bushranger?



Can you name this bushranger?

He is wanted for questioning in the colony of New South Wales. Whereas warrants have been issued charging this man with the WILFUL MURDER of Sergeant EDMUND PARRY, Constable SAMUEL NELSON, Constable KELLY and maliciously wounding of several policemen; robbery of £500 from Gold Commissioner KEIGHTLY and other diverse felonies against citizens, robbery of 10 mail coaches, holding up of the village of

QUEANBEYAN and 21 sheep stations and stealing 23 race horses. Now, therefore, I, CHARLES COWPER, hereby notify that a REWARD of £1,000 will be paid by the Governor of New South Wales for the apprehension of this man, either DEAD or ALIVE.

Under the Felons Apprehension ACT, 12 April, 1865, Govt. of New South Wales



# Mystery on Black Mountain

## *The Vanishing Stream*


This is the journey you *have* to make. You must collect all seven letter clues and arrange them to spell the name of this bushranger. Your share of the reward is waiting at the Visitor Centre.


**Warning: Do not step off the paths.**

Remember – every word counts! ..and when in doubt, look at the pictures! The answer is there, but you have to find it ...and it's not easy! Can *you* find the bushranger's name?

- 1 Begin at the Education Amphitheatre. Seek your **first letter clue** under where others sit. 
- 2 Downstream from this place the water disappears as if by magic. Cross here and walk on. Beware precipices to left and right and emerge safely from the forest. Your second letter clue comes in instruction 6. 
- 3 There's a place to rest your weary bones where iron horses wait. But don't dally. There may be bushrangers nearby!
- 4 The Tasmanian Rainforest beckons. Step down into the darkest reaches of ferny glades, past sassafras and beech, under where others walk over.

- 5 Emerge near a place of many delights. Cross the black road to where the seat of leisure beckons again to the dark forest.

- 6 To go upward you must first go down, down and down again – to where you walk, yet your feet do not touch the ground. Your **second letter clue** is here in this cool, dark place, not far from a treefern soft. 

- 7 Walk onwards and upwards. From the right place on Epiphyte Landing, locate your **third letter clue**. 

- 8 Walk on ever upward, but *stay hidden in the forest*, past wood of pencil, to where many paths cross.

- 9 The Main Path has markers (coloured black on grey) that are 10 big steps apart. At marker 109 look around and down at the same time to find your **fourth letter clue**. Beware others who seek the same treasure!

- 10 Backtrack to Main Path marker 102 where you must walk a full circle. Observe the burrawangs closely but beware the fruit. The **fifth letter clue** is here. Keep right and emerge by tall candlebark. 