

Discover Australia's garden

BLACK MOUNTAIN NATURE PARK

FLOWER TO TOWER
5.4 km return from Visitor Centre
medium difficulty

Black Mountain Gate
Open 9.30 am – 4.30 pm daily

Red Centre Garden

Experience the unique landscape, colours and plants of Central Australia.



Eucalypt Lawn

Find a restful spot to relax beneath more than 70 species of Australia's most famous trees.



Tropical Glasshouse

9.30 am to 4.00 pm daily

Wonder at the diversity of tropical and sub-tropical plants. Spectacular native orchids flower in spring.



Herbarium Gate

Open 9.30 am – 4.30 pm weekdays




Sydney Region Flora

Experience the extraordinary diversity of the flora of the Blue Mountains and Sydney sandstone region.

Rock Garden

See some of the smallest, most intricate plants in the Gardens growing in special soils that allow a wide variety of plants to thrive.



CSIRO Gate

Open 9.30 am – 4.30 pm weekdays


LEGEND

	MAIN PATH
	FLOWER TO TOWER WALK
	WHO LIVES HERE? WALK
	BRIDGE
	STEPS
	ENVIRONMENTAL MONITORING STATION
	PUBLIC TOILETS
	ACCESSIBLE TOILET
	CHILD CARE ROOM
	DRINKING WATER
	CAFE
	BOOK/GIFT SHOP
	PHONE
	INFORMATION CENTRE
	FIRST AID
	BIKE RACK
	PICNIC TABLE
	SHELTER
	WATER DRAGON VIEWING (mostly Spring and Summer)




Rainforest Gully

Take a journey through the rainforests of Australia's eastern coastline from Tasmania to Queensland.



Grassy Woodland Garden

Wander through a rich diversity of native grasses and other plants set amongst huge rocks and a boardwalk.



HELP PROTECT AUSTRALIA'S FINEST COLLECTION OF NATIVE PLANTS

Please do not pick flowers or leaves, play ball games, throw frisbees or fly kites. For the safety of visitors – no bicycles, skateboards, scooters, rollerblades or pets.

THE GARDENS CLOSE AT 5.00 PM DAILY

AUSTRALIAN NATIONAL UNIVERSITY